



**Central Bank of the Islamic Republic of Iran**  
**General Directorate of Economic Statistics**

**Consumer Price Index in Urban Areas in Iran**

**Ordibehesht 1384**

(April 21,2005 – May 21,2005 )




**Monthly Report**

Economic Statistics

























Department

Khordad 1384

(June 2005)

increase   
 constant   
 decrease 

**Summary Results of the consumer Price Index in Urban Areas in Iran  
 Ordibehesht 1384**

Groups	percent change compared to			
	previous month		similar month of the previous year	
<b>General Index</b>	1.3		15.5	
<b>Major Groups :</b>				
1- Food, Beverages and Tobacco	5.4		19.8	
2- Clothing and Footwear	0.7		10.0	
3- Housing, Water, Fuel and Power	1.0		15.0	
4- Household Furnishings and Operations	0.8		15.7	
5- Transportation and Communication	0.2		6.1	
6- Medical Care	3.0		18.0	
7- Recreation, Reading and Education	0.1		14.5	
8- Miscellaneous Goods and Services	0.8		11.3	
<b>Special Groups :</b>				
1- Goods	3.5		16.1	
2- Services	1.4		14.5	
3- Housing, Water, Fuel and Power	1.0		15.0	

## **Consumer Price Index In Urban Areas in Iran**

Ordibehesht 1384

(1376=100)

The Consumer Price Index (**CPI**) went down 1.3 percent in Ordibehesht 1384. Showing the index point of 302.2, the **CPI** was 15.5 percent higher than the similar month in 1383.

During the first two months of the current Iranian year, the Consumer Price Index rose 17.0 percent, compared to the similar period in 1383.

The inflation rate increased 15.7 percent during twelve months ending Ordibehesht 1384.

During Ordibehesht 1384, the food, beverages and tobacco group index went down 5.4 percent, mainly due to decrease of “fresh fruits and vegetables” index by 16.4 percent. In the given month the price for “tomato” , “watermelon” and “cucumber” has a large decrease 58.4 percent, 39.4 percent and 21.1 percent, respectively. The indices of “poultry” , “eggs” and “meat” decreased 2.7 percent, 8.2 percent and 0.5 percent, respectively. The indices of “rice”, “tomato paste” and “date” increased 2.2 percent , 2.9 percent and 5.8 percent, respectively.

The clothing and footwear group index increased 0.7 percent, mainly due to increase of “ready to wear clothing” group index by 0.7 percent. The indices of “footwear” and “apparel goods and services” increased 0.7 percent and 0.8 percent, respectively.

During Ordibehesht 1384, the housing, water, fuel and power group index went up 1.0 percent. The “rental equivalence of owner occupied houses” group index and the “rent of residential houses” group index, each increased 1.1 percent. The index of “maintenance and repair services” increased 2.1 percent.

The household furnishings and operations group index rose 0.8 percent. This advance was mainly due to increase of “household furnishings” group index by 1.1 percent. The “household goods and services” group index increased 0.2 percent.

The transportation and communication group index rose 0.2 percent. In the given month the index of “private transportation” increased 0.5 percent. The index of “public transportation” decreased 0.1 percent.

During Ordibehesht 1384, the medical care group index went up 3.0 percent, mainly due to increase of “medical services” group index by 3.8 percent. In the given month the “medicines” group index increased 0.1 percent.

The recreation, reading and education group index went up 0.1 percent . In the given month the “reading and education” group index and “recreation” group index each increased 0.1 percent.

The miscellaneous goods and services group index went up 0.8 percent.

# Consumer Price Index in Urban Areas in Iran

Ordibehesht 1384

(1376=100)

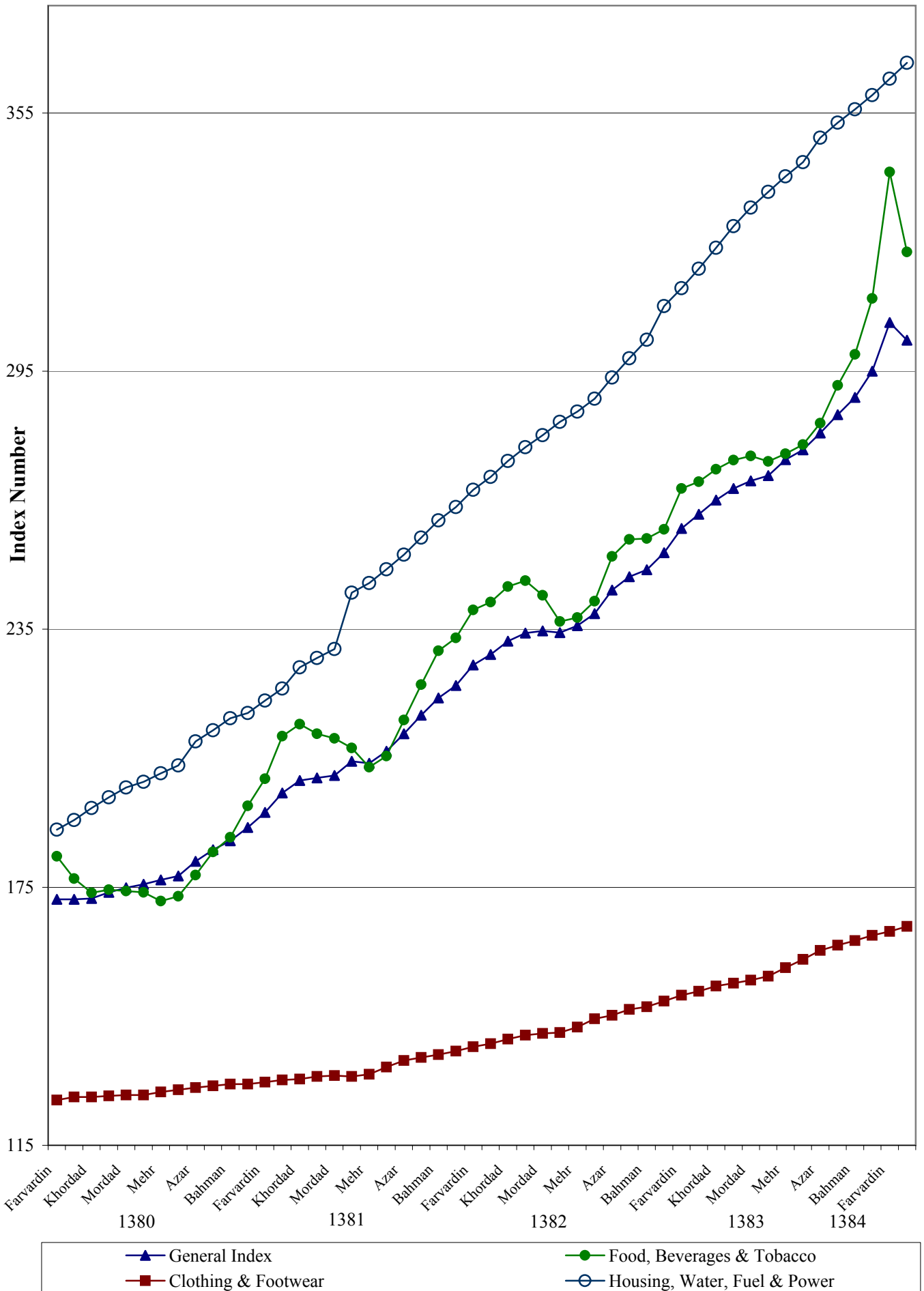


Table 1  
**Consumer Price Index in Urban Areas in Iran**  
Index Numbers and Their Percent Changes  
Ordibehesht 1384  
(1376=100)

Description	Base Year Weight	Index Number in Ordibehesht 1384	Percent Change			
			Ordibehesht 1384 Compared to:		Ordibehesht 1383 Compared to:	
			previous month	similar month of the previous year	previous month	similar month of the previous year
<b>General Index</b>	<b>100.00</b>	<b>302.2</b>	<b>-1.3</b>	<b>15.5</b>	<b>1.3</b>	<b>14.2</b>
<b>Major Groups:</b>						
<b>1-Food, Beverages and Tobacco</b>	<b>32.45</b>	<b>322.7</b>	<b>-5.4</b>	<b>19.8</b>	<b>0.6</b>	<b>11.6</b>
Food	31.15	323.9	-5.7	20.4	0.6	11.6
Food at home	30.24	323.8	-5.8	20.6	0.5	11.4
Bread, rice and cereal products	5.56	280.2	1.4	14.5	1.0	7.0
Pulses	0.54	280.2	0.4	16.4	0.7	2.9
Dairy products and eggs	3.84	270.9	-1.5	0.2	5.4	28.5
Meat, poultry and fish	7.91	360.3	-1.1	5.4	2.5	18.7
Fruits and vegetables	7.95	404.2	-15.5	54.2	-4.8	1.6
Fats, oils and butter	1.18	206.1	0.1	18.1	4.2	7.2
Sugar products and honey	1.27	248.9	0.9	26.4	0.8	12.6
Dry tea	0.86	183.5	0.3	13.1	0.2	-1.8
Other food commodities	1.13	230.4	1.8	28.5	2.3	6.7
Food away from home	0.91	329.3	1.0	12.9	1.4	16.5
Beverages	0.46	285.3	0.9	8.6	2.0	12.7
Tobacco	0.84	298.6	-0.2	6.9	1.2	11.5
<b>2-Clothing and Footwear</b>	<b>9.55</b>	<b>165.9</b>	<b>0.7</b>	<b>10.0</b>	<b>0.9</b>	<b>8.8</b>
<b>3-Housing, Water, Fuel and power</b>	<b>27.04</b>	<b>366.7</b>	<b>1.0</b>	<b>15.0</b>	<b>1.4</b>	<b>17.9</b>
Housing	25.41	362.8	1.1	15.6	1.4	18.6
Rent of residential houses	5.57	365.3	1.1	15.3	1.3	18.0
Rental equivalence of owner-occupied houses	18.44	365.4	1.1	15.3	1.3	18.3
Maintenance and repair services	1.40	318.5	2.1	20.6	2.8	26.7
Water, fuel and power	1.63	427.7	-0.6	8.2	2.3	9.7
<b>4-Household Furnishings and Operations</b>	<b>7.22</b>	<b>208.6</b>	<b>0.8</b>	<b>15.7</b>	<b>2.6</b>	<b>14.6</b>
<b>5-Transportation and Communication</b>	<b>11.40</b>	<b>246.1</b>	<b>0.2</b>	<b>6.1</b>	<b>1.6</b>	<b>12.3</b>
<b>6-Medical Care</b>	<b>4.57</b>	<b>373.3</b>	<b>3.0</b>	<b>18.0</b>	<b>3.3</b>	<b>17.8</b>
<b>7-Recreation, Reading and Education</b>	<b>3.53</b>	<b>269.2</b>	<b>0.1</b>	<b>14.5</b>	<b>0</b>	<b>12.8</b>
<b>8-Miscellaneous Goods and Services</b>	<b>4.24</b>	<b>301.1</b>	<b>0.8</b>	<b>11.3</b>	<b>2.0</b>	<b>16.0</b>
<b>Special Groups:</b>						
<b>1-Goods</b>	<b>60.93</b>	<b>260.2</b>	<b>-3.5</b>	<b>16.1</b>	<b>0.7</b>	<b>10.6</b>
<b>2-Services</b>	<b>12.03</b>	<b>369.7</b>	<b>1.4</b>	<b>14.5</b>	<b>2.9</b>	<b>19.9</b>
<b>3-Housing, Water, Fuel and power</b>	<b>27.04</b>	<b>366.7</b>	<b>1.0</b>	<b>15.0</b>	<b>1.4</b>	<b>17.9</b>

Table2  
**Consumer Price Index in Urban Areas in Iran**  
 General and Major Groups Indices  
 1369-1383  
 (1376=100)

<b>Description</b> <b>Period</b>	General Index	Food, Beverages and Tobacco	Clothing and Footwear	Housing, water Fuel and Power	Household Furnishings and Operations	Transportation and Communication	Medical Care	Recreation, Reading and Education	Miscellaneous Goods and Services
1369	18.6	17.6	20.5	20.4	24.6	18.2	10.9	19.1	18.1
1370	22.4	21.9	23.0	24.4	26.2	24.4	14.2	20.6	20.9
1371	27.9	28.2	25.2	30.7	29.4	29.8	22.0	23.1	23.8
1372	34.3	34.7	29.2	36.5	35.6	34.2	31.4	30.2	32.6
1373	46.3	47.6	40.6	44.0	50.7	52.1	44.2	44.8	47.1
1374	69.2	76.3	65.6	56.8	78.6	75.4	58.7	72.6	69.2
1375	85.2	87.8	88.4	76.7	93.0	87.7	78.9	91.3	91.3
1376	100.0	100.0	100.0	100.0	100.0	100.0	100.0	100.0	100.0
1377	118.1	124.5	105.3	120.8	106.8	114.7	122.2	107.1	113.5
1378	141.8	152.7	112.1	143.4	122.8	146.0	152.0	126.9	137.5
1379	159.7	166.3	121.8	169.8	137.6	158.4	183.5	144.4	158.1
1380	177.9	178.5	127.4	201.8	142.0	170.5	211.6	168.9	187.5
1381	206.0	213.2	132.6	241.2	150.0	187.6	246.0	192.2	204.6
1382	238.2	246.1	142.8	285.9	164.7	213.1	287.6	217.6	245.0
1383	274.5	281.0	156.3	338.0	191.2	236.6	337.5	250.8	281.0
<b>1383:</b>									
Ordibehesht	261.7	269.3	150.8	318.8	180.3	232.0	316.4	235.2	270.6
Khordad	265.0	272.2	152.0	323.7	182.9	232.7	329.5	235.0	272.1
Tir	267.7	274.3	152.7	328.7	185.1	233.9	334.3	235.3	273.9
Mordad	269.5	275.3	153.4	333.0	186.6	234.2	336.0	235.6	275.2
Shahrivar	270.7	274.0	154.3	336.7	187.7	235.7	339.2	235.9	277.5
Mehr	274.4	275.8	156.3	340.3	191.4	237.7	341.3	265.1	286.6
Aban	276.7	277.9	158.2	343.6	195.0	238.3	342.6	265.4	287.5
Azar	280.6	282.9	160.3	349.3	199.1	239.4	345.9	265.5	288.7
Dey	284.9	291.7	161.5	352.8	201.4	239.9	346.7	266.8	290.0
Bahman	288.9	298.9	162.6	355.9	203.2	241.1	355.1	267.6	291.3
Esfand	295.0	311.9	163.8	359.2	205.6	245.5	357.1	267.6	293.3
<b>1384:</b>									
Farvardin	306.3	341.3	164.7	363.0	206.9	245.5	362.4	268.9	298.8
Ordibehesht	302.2	322.7	165.9	366.7	208.6	246.1	373.3	269.2	301.1