



Central Bank of the Islamic Republic of Iran
General Directorate of Economic Statistics

Consumer Price Index in Urban Areas in Iran

Ordibehesht 1385

(April 21 – May 21, 2006)

Monthly Report

Economic Statistics

Department


Khordad 1385


(June 2006)

IN THE NAME OF GOD

Summary Results of the Consumer Price Index in Urban Areas in Iran
















Ordibehesht 1385

increase 

no change 

decrease 

percent change compared to

Groups	previous month		similar month of the previous year	
	value	direction	value	direction
General Index	0.9		8.9	
Major Groups :				
1- Food, Beverages and Tobacco	1.1		3.6	
2- Clothing and Footwear	0.5		7.8	
3- Housing, Water, Fuel and Power	0.7		12.4	
4- Household Furnishings and Operations	1.4		7.9	
5- Transportation and Communication	0.9		8.5	
6- Medical Care	1.3		17.8	
7- Recreation, Reading and Education	0.2		16.9	
8- Miscellaneous Goods and Services	0.5		11.4	
Special Groups :				
1- Goods	0.9		4.7	
2- Services	1.1		16.0	
3- Housing, Water, Fuel and Power	0.7		12.4	

Consumer Price Index in Urban Areas in Iran

Ordibehesht 1385

(1376=100)

The Consumer Price Index (**CPI**) went up 0.9 percent in Ordibehesht 1385. Showing the index point of 329.1, the **CPI** was 8.9 percent higher than the similar month in 1384.

During the first two months of the current Iranian year, the Consumer Price Index rose 7.7 percent, compared to the similar period in 1384.

The inflation rate increased 10.5 percent during twelve months ending Ordibehesht 1385.

During Ordibehesht 1385, the food, beverages and tobacco group index went up 1.1 percent, mainly due to the increase of “fresh fruits” index by 6.5 percent. In the given month the price for “citrus” rose 16.0 percent. The indices of “dairy products and eggs”, “sugar products and honey”, “food away from home”, “beverages” and “cereal products” increased by 3.2 percent, 3.9 percent, 1.5 percent, 2.2 percent and 1.0 percent, respectively. The indices of “meat, poultry and fish”, “fresh vegetables” and “pulses” decreased by 1.1 percent, 2.0 percent and 0.6 percent, respectively.

The clothing and footwear group index increased 0.5 percent, mainly due to the increase of “footwear” index by 0.9 percent. The indices of “ready to wear clothing” and “apparel goods and services” increased 0.3 percent and 0.6 percent, respectively.

During Ordibehesht 1385, the housing, water, fuel and power group index went up 0.7 percent. The “rental equivalence of owner occupied houses” group index and the “rent of residential houses” group index increased by 0.8 percent and 0.7 percent, respectively. The index of “maintenance and repair services” increased 1.8 percent.

The household furnishings and operations group index rose 1.4 percent. This advance was mainly due to the increase of “household furnishings” group index by 1.6 percent. The “household goods and services” group index increased 0.7 percent.

The transportation and communication group index went up 0.9 percent. In the given month, the index of “public transportation” and “private transportation” increased 1.7 percent and 0.4 percent, respectively.

During Ordibehesht 1385, the medical care group index went up 1.3 percent, mainly due to the increase of “medical services” group index by 1.6 percent. In the given month the “medicines” group index increased 0.1 percent.

The recreation, reading and education group index went down 0.2 percent.

The miscellaneous goods and services group index went up 0.5 percent.

Consumer Price Index in Urban Areas in Iran (1376=100)

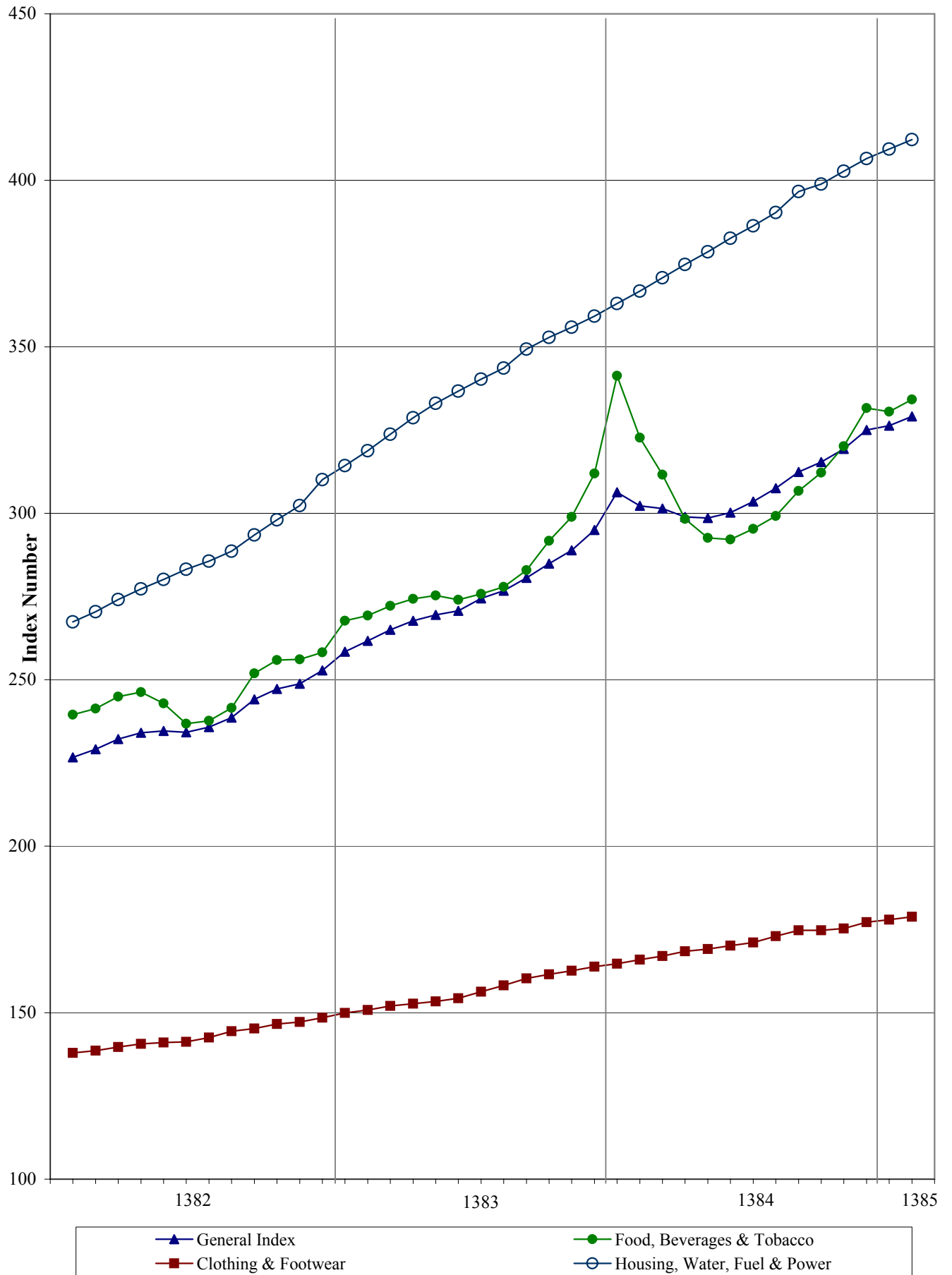


Table1
Consumer Price Index in Urban Areas in Iran
Index Numbers and Their Percent Changes
Ordibehesh 1385
(1376=100)

Description	Base Year Weight	Index Number in Ordibehesh 1385	Percent Change			
			Ordibehesh 1385 compared to:		Ordibehesh 1384 compared to:	
			previous month	similar month of the previous year	previous month	similar month of the previous year
General Index	100.00	329.1	0.9	8.9	-1.3	15.5
Major Groups:						
1-Food, Beverages and Tobacco	32.45	334.2	1.1	3.6	-5.4	19.8
Food	31.15	334.8	1.1	3.4	-5.7	20.4
Food at home	30.24	333.9	1.1	3.1	-5.8	20.6
Bread, rice and cereal products	5.56	299.3	0.4	6.8	1.4	14.5
Pulses	0.54	394.9	-0.6	40.9	0.4	16.4
Dairy products and eggs	3.84	307.8	3.2	13.6	-1.5	0.2
Meat, poultry and fish	7.91	385.3	-1.1	6.9	-1.1	5.4
Fruits and vegetables	7.95	370.3	2.9	-8.4	-15.5	54.2
Fats, oils and butter	1.18	210.8	0.8	2.3	0.1	18.1
Sugar products and honey	1.27	291.9	4.0	17.3	0.9	26.4
Dry tea	0.86	183.4	0.1	-0.1	0.3	13.1
Other food commodities	1.13	235.8	0	2.3	1.8	28.5
Food away from home	0.91	364.6	1.5	10.7	1.0	12.9
Beverages	0.46	325.5	2.2	14.1	0.9	8.6
Tobacco	0.84	317.7	0.7	6.4	-0.2	6.9
2-Clothing and Footwear	9.55	178.8	0.5	7.8	0.7	10.0
3-Housing, Water, Fuel and Power	27.04	412.2	0.7	12.4	1.0	15.0
Housing	25.41	411.0	0.8	13.3	1.1	15.6
Rent of residential houses	5.57	412.4	0.7	12.9	1.1	15.3
Rental equivalence of owner-occupied houses	18.44	413.8	0.8	13.2	1.1	15.3
Maintenance and repair services	1.40	369.1	1.8	15.9	2.1	20.6
Water, fuel and power	1.63	431.3	-0.9	0.8	-0.6	8.2
4-Household Furnishings and Operations	7.22	225.1	1.4	7.9	0.8	15.7
5-Transportation and Communication	11.40	267.0	0.9	8.5	0.2	6.1
6-Medical Care	4.57	439.6	1.3	17.8	3.0	18.0
7-Recreation, Reading and Education	3.53	314.8	-0.2	16.9	0.1	14.5
8-Miscellaneous Goods and Services	4.24	335.4	0.5	11.4	0.8	11.3
Special Groups:						
1-Goods	60.93	272.5	0.9	4.7	-3.5	16.1
2-Services	12.03	428.9	1.1	16.0	1.4	14.5
3-Housing, Water, Fuel and Power	27.04	412.2	0.7	12.4	1.0	15.0

Table2
Consumer Price Index in Urban Areas in Iran
 General and Major Groups Index Numbers
 (1376=100)

Description Period	General Index	Food, Beverages and Tobacco	Clothing and Footwear	Housing, Water, Fuel and Power	Household Furnishings and Operations	Transportation and Communication	Medical Care	Recreation, Reading and Education	Miscellaneous Goods and Services
1369	18/6	17/6	20/5	20/4	24/6	18/2	10/9	19/1	18/1
1370	22/4	21/9	23/0	24/4	26/2	24/4	14/2	20/6	20/9
1371	27/9	28/2	25/2	30/7	29/4	29/8	22/0	23/1	23/8
1372	34/3	34/7	29/2	36/5	35/6	34/2	31/4	30/2	32/6
1373	46/3	47/6	40/6	44/0	50/7	52/1	44/2	44/8	47/1
1374	69/2	76/3	65/6	56/8	78/6	75/4	58/7	72/6	69/2
1375	85/2	87/8	88/4	76/7	93/0	87/7	78/9	91/3	91/3
1376	100/0	100/0	100/0	100/0	100/0	100/0	100/0	100/0	100/0
1377	118/1	124/5	105/3	120/8	106/8	114/7	122/2	107/1	113/5
1378	141/8	152/7	112/1	143/4	122/8	146/0	152/0	126/9	137/5
1379	159/7	166/3	121/8	169/8	137/6	158/4	183/5	144/4	158/1
1380	177/9	178/5	127/4	201/8	142/0	170/5	211/6	168/9	187/5
1381	206/0	213/2	132/6	241/2	150/0	187/6	246/0	192/2	204/6
1382	238/2	246/1	142/8	285/9	164/7	213/1	287/6	217/6	245/0
1383	274/5	281/0	156/3	338/0	191/2	236/6	337/5	250/8	281/0
1384	307.6	310.3	171.0	384.8	214.0	254.7	402.8	288.8	315.8
1384:									
Ordibehesht	302/2	322/7	165/9	366/7	208/6	246/1	373/3	269/2	301/1
Khordad	301/4	311/6	167.0	370/7	210/2	250/9	386/5	268/9	309/2
Tir	298/9	298/3	168.4	374/7	211/2	251/7	395/7	268/9	311/5
Mordad	298/6	292/6	169.1	378/5	212/2	252/2	400/5	269/5	312/5
Shahrivar	300/2	292/1	170.1	382/6	213/5	253/1	406/1	270/4	314/4
Mehr	303/5	295/3	171.7	386/3	214/6	254/6	409/4	281/6	321/4
Aban	307/5	299/2	173.0	390/3	216.0	256/5	411/3	313.0	322/9
Azar	312/4	306/7	174.7	396/6	217.1	259/8	414/6	313.4	323/2
Dey	315/4	312/2	174.7	398/9	217.8	260/5	422/3	313.6	324.0
Bahman	319/3	320/1	175.3	402/7	218.7	261.0	424/7	313.9	324.7
Esfand	325.0	331.6	177.2	406.5	220.6	264.9	426.7	314.7	326.3
1385:									
Farvardin	326.3	330.5	177.9	409.4	222.1	264.7	434.0	315.5	333.6
Ordibehesht	329.1	334.2	178.8	412.2	225.1	267.0	439.6	314.8	335.4