



Central Bank of the Islamic Republic of Iran

General Directorate of Economic Statistics

Consumer Price Index in Urban Areas in Iran

Farvardin 1386

(1383=100)

(March 21 – April 20, 2007)

Monthly Report




Economic Statistics

































Department

IN THE NAME OF GOD

Summary Results of the Consumer Price Index in Urban Areas in Iran

Farvardin 1386

increase 
no change 
decrease 

| Groups | Percent change compared to: | | | |
|---|-----------------------------|---|------------------------------------|---|
| | previous month | | similar month of the previous year | |
| General Index | 1.7 |  | 16.8 |  |
| Major Groups : | | | | |
| 1- Food and Beverages | 3.6 |  | 24.5 |  |
| 2- Tobacco | 5.7 |  | 22.1 |  |
| 3- Clothing and Footwear | 0.6 |  | 10.9 |  |
| 4- Housing, Water, Electricity, Gas and other Fuels | 1.1 |  | 16.3 |  |
| 5- Furnishings, Household Equipment and Routine-Household Maintenance | 0.9 |  | 14.5 |  |
| 6- Medical Care | 0.9 |  | 14.6 |  |
| 7- Transportation | 0.3 |  | 8.0 |  |
| 8- Communication | 0.1 |  | 0.6 |  |
| 9- Recreation and Culture | 1.8 |  | 10.0 |  |
| 10- Education | 0.2 |  | 17.7 |  |
| 11- Restaurants and Hotels | 2.1 |  | 14.1 |  |
| 12- Miscellaneous Goods and Services | 1.6 |  | 17.9 |  |
| Special Groups : | | | | |
| 1- Goods | 2.2 |  | 17.1 |  |
| 2- Services | 1.2 |  | 16.5 |  |
| 3- - Housing, Water, Electricity, Gas and other Fuels | 1.1 |  | 16.3 |  |

Consumer Price Index in Urban Areas in Iran

Farvardin 1386

(1383=100) *

The Consumer Price Index (**CPI**) went up 1.7 percent in Farvardin 1386. Showing the index point of 135.3, the **CPI** was 16.8 percent higher than the similar month in 1385.

The inflation rate increased 12.8 percent during twelve months ending Farvardin 1386.

During Farvardin 1386, the food and beverages group index went up 3.6 percent, mainly due to the increase of “fresh fruits” index by 12.3 percent. In the given month the indices of “poultry”, “tomato”, “eggs”, “rice” and “livestock meat” increased by 10.7 percent, 18.9 percent, 11.8 percent, 1.7 percent and 1.0 percent, respectively. In this group the indices of “fresh vegetables” and “fish” decreased by 5.3 percent and 4.6 percent, respectively.

During Farvardin 1386, the tobacco group index increased 5.7 percent.

The clothing and footwear group index increased 0.6 percent, mainly due to the increase of “ready to wear clothing” index by 0.5 percent. In this month, the indices of “cloth” and “footwear” increased by 1.2 percent and 0.5 percent, respectively.

The housing, water, electricity, gas and other fuels group index went up 1.1 percent. The “rental equivalence of owner occupied houses” group index and the “rent of residential houses” group index increased by 0.9 percent and 1.0 percent, respectively. The index of “maintenance and repair services” went up 2.6 percent.

* The base year of CPI has changed from 1376 to 1383 since Farvardin 1386.

The furnishings, household equipment and routine household maintenance group index rose 0.9 percent. This advance was mainly due to the rise of “household appliances” group index by 1.3 percent.

During Farvardin 1386, the medical care group index went up 0.9 percent, largely as a result of the increase of “medical, paramedical and dental services” group index by 1.0 percent.

The transportation group index increased 0.3 percent. In this group, the indices for “personal transport vehicles”, “operation of personal transport equipment” and “transport services” went up 0.3 percent, 0.8 percent and 0.2 percent, respectively.

The communication group index rose 0.1 percent.

The recreation and culture group index went up 1.8 percent, mainly due to the increase of the index of “package holiday” by 7.2 percent.

The education group index increased by 0.2 percent.

The restaurants and hotels group index rose 2.1 percent, mainly due to the increase of “food away from home ” index by 2.1 percent

The miscellaneous goods and services group index went up 1.6 percent.

Consumer Price Index in Urban Areas in Iran (1383=100)

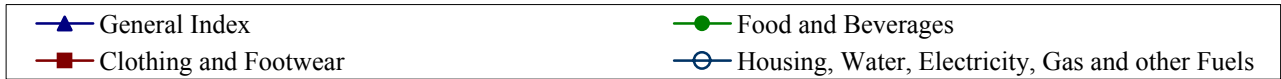
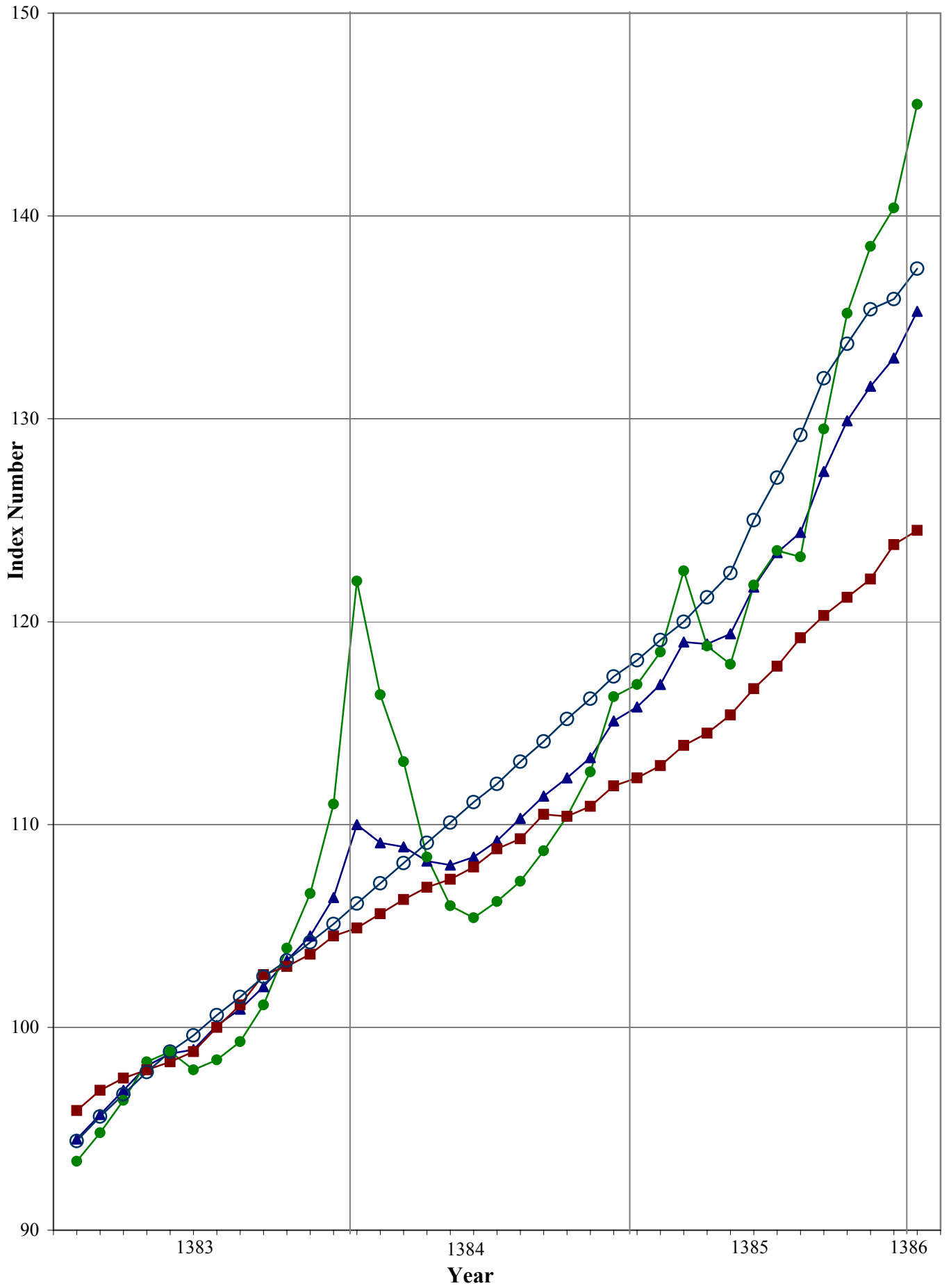


Table 1
Consumer Price Index in Urban Areas in Iran
Index Numbers and Their Percent Changes
Farvardin 1386
(1383=100)

| Description | Base Year Weight | Index Number in Farvardin 1386 | Percent Change | | | |
|---|------------------|--------------------------------|-----------------------------|------------------------------------|-----------------------------|------------------------------------|
| | | | Farvardin 1386 compared to: | | Farvardin 1385 compared to: | |
| | | | previous month | similar month of the previous year | previous month | similar month of the previous year |
| General Index | 100.00 | 135.3 | 1.7 | 16.8 | 0.6 | 5.3 |
| Major Groups: | | | | | | |
| 1-Food and Beverages | 28.49 | 145.5 | 3.6 | 24.5 | 0.5 | -4.2 |
| Food | 27.26 | 146.3 | 3.5 | 25.0 | 0.4 | -4.6 |
| Bread and cereals | 4.56 | 132.7 | 1.7 | 14.7 | 0.5 | 7.8 |
| Meat | 6.74 | 135.0 | 4.3 | 21.7 | 2.8 | 4.6 |
| Fish and seafood | 0.79 | 135.8 | -2.9 | 15.7 | -2.4 | 9.4 |
| Dairy products and eggs | 3.47 | 131.8 | 3.0 | 21.6 | 1.2 | 6.7 |
| Fats and oils | 0.97 | 129.6 | 1.2 | 17.5 | 0.5 | 2.1 |
| Fruit and nut | 5.26 | 166.3 | 11.2 | 35.0 | -0.6 | -22.4 |
| Vegetables, pulses and vegetable products | 3.87 | 175.2 | -3.4 | 37.6 | -2.0 | -13.8 |
| Sugar, sugar lump, jam,honey,chocolate and confectionary | 1.27 | 141.8 | 1.5 | 12.6 | 2.2 | 12.0 |
| Salt, spices, sauces, condiments and food products | 0.32 | 143.9 | 3.2 | 26.2 | 0.4 | 8.2 |
| Beverages | 1.23 | 125.1 | 6.6 | 11.4 | 0.8 | 7.0 |
| 2-Tobacco | 0.52 | 132.5 | 5.7 | 22.1 | 0.6 | 4.5 |
| 3-Clothing and Footwear | 6.22 | 124.5 | 0.6 | 10.9 | 0.4 | 7.1 |
| 4-Housing, Water, Electricity, Gas and other Fuels | 28.6 | 137.4 | 1.1 | 16.3 | 0.7 | 11.3 |
| Rent of residential houses | 5.80 | 138.1 | 1.0 | 16.8 | 0.7 | 11.4 |
| Rental equivalence of owner occupied houses | 19.17 | 138.6 | 0.9 | 16.8 | 0.7 | 11.8 |
| Maintenance and repair services | 1.82 | 154.7 | 2.6 | 20.9 | 1.7 | 17.5 |
| Water | 0.44 | 105.7 | 0.8 | 4.5 | -0.3 | -2.6 |
| Electricity, gas and other fuels | 1.37 | 106.6 | 0.8 | 3.1 | 0 | 1.4 |
| 5-Furnishings, Household Equipment and Routine-Household Maintenance | 6.26 | 133.2 | 0.9 | 14.5 | 0.8 | 8.3 |
| 6-Medical Care | 5.54 | 140.1 | 0.9 | 14.6 | 0.8 | 16.5 |
| 7-Transportation | 11.97 | 116.0 | 0.3 | 8.0 | 0.1 | 4.5 |
| 8-Communication | 1.63 | 97.7 | 0.1 | 0.6 | -0.3 | -1.8 |
| 9-Recreation and Culture | 3.80 | 119.0 | 1.8 | 10.0 | -0.1 | 4.4 |
| 10-Education | 2.07 | 155.4 | 0.2 | 17.7 | -0.1 | 22.4 |
| 11-Restaurants and Hotels | 1.72 | 134.4 | 2.1 | 14.1 | 1.3 | 10.1 |
| 12-Miscellaneous Goods and Services | 3.18 | 137.4 | 1.6 | 17.9 | 0.9 | 9.6 |
| Special Groups: | | | | | | |
| 1-Goods | 57.13 | 132.0 | 2.2 | 17.1 | 0.4 | -0.4 |
| 2-Services | 42.87 | 139.7 | 1.2 | 16.5 | 0.8 | 13.0 |
| 3-Housing, Water, Electricity, Gas and other Fuels | 28.6 | 137.4 | 1.1 | 16.3 | 0.7 | 11.3 |

Table 2
Consumer Price Index in Urban Areas in Iran
 General and Major Groups Index Numbers
 (1383=100)

| Description Period | General Index | Food and Beverages | Tobacco | Clothing and Footwear | Housing, Water, Electricity, Gas and other Fuels | Furnishings, Household Equipment and Routine Household Maintenance | Medical Care | Transportation | Communication | Recreation and Culture | Education | Restaurants and Hotels | Miscellaneous Goods and Services |
|-----------------------|------------------|--------------------------|---------|-----------------------------|--|--|-----------------|----------------|---------------|------------------------------|-----------|------------------------------|--|
| 1369 | 6.8 | 6.1 | 9.2 | 13.0 | 6.0 | 13.0 | 3.2 | 7.6 | 9.2 | 15.6 | 3.8 | 5.1 | 9.8 |
| 1370 | 8.2 | 7.8 | 10.2 | 14.6 | 7.2 | 13.9 | 4.2 | 10.4 | 10.6 | 15.4 | 4.9 | 6.5 | 10.8 |
| 1371 | 10.2 | 10.1 | 10.1 | 16.1 | 9.1 | 15.5 | 6.5 | 12.8 | 11.5 | 15.4 | 7.0 | 8.7 | 12.4 |
| 1372 | 12.5 | 12.4 | 12.8 | 18.6 | 10.8 | 18.7 | 9.3 | 15.4 | 13.8 | 18.7 | 10.2 | 10.9 | 15.0 |
| 1373 | 16.9 | 16.9 | 19.3 | 25.8 | 13.0 | 26.8 | 13.1 | 22.1 | 22.3 | 29.5 | 14.4 | 14.1 | 19.4 |
| 1374 | 25.2 | 27.2 | 32.9 | 41.7 | 16.8 | 41.7 | 17.4 | 31.6 | 37.4 | 50.5 | 18.3 | 20.8 | 27.9 |
| 1375 | 31.0 | 31.3 | 31.9 | 56.1 | 22.7 | 49.2 | 23.4 | 36.6 | 47.5 | 62.7 | 23.4 | 27.4 | 37.8 |
| 1376 | 36.4 | 35.7 | 34.9 | 63.8 | 29.6 | 52.5 | 29.6 | 41.9 | 50.1 | 62.6 | 24.8 | 30.5 | 46.0 |
| 1377 | 43.0 | 44.4 | 45.4 | 67.1 | 35.7 | 56.1 | 36.2 | 48.0 | 58.1 | 65.7 | 27.4 | 38.3 | 51.0 |
| 1378 | 51.6 | 54.3 | 58.8 | 71.5 | 42.4 | 64.4 | 45.0 | 61.4 | 69.4 | 78.0 | 32.2 | 47.4 | 60.3 |
| 1379 | 58.2 | 59.3 | 58.9 | 77.7 | 50.3 | 71.8 | 54.4 | 66.6 | 74.8 | 81.2 | 41.0 | 55.9 | 67.9 |
| 1380 | 64.8 | 63.6 | 60.2 | 81.4 | 59.7 | 74.3 | 62.7 | 71.9 | 75.5 | 88.3 | 54.6 | 62.9 | 73.2 |
| 1381 | 75.0 | 75.7 | 81.1 | 84.7 | 71.4 | 78.5 | 72.9 | 79.3 | 81.2 | 89.8 | 67.6 | 73.6 | 78.9 |
| 1382 | 86.7 | 87.5 | 90.6 | 91.2 | 84.6 | 86.1 | 85.2 | 90.1 | 89.0 | 96.0 | 81.7 | 86.3 | 88.7 |
| 1383 | 100.0 | 100.0 | 100.0 | 100.0 | 100.0 | 100.0 | 100.0 | 100.0 | 100.0 | 100.0 | 100.0 | 100.0 | 100.0 |
| 1384 | 110.4 | 111.1 | 105.7 | 108.4 | 111.6 | 111.8 | 115.7 | 104.6 | 98.1 | 106.0 | 118.7 | 111.7 | 111.0 |
| 1385 | 123.5 | 125.6 | 114.8 | 117.5 | 126.6 | 124.6 | 131.7 | 111.6 | 97.3 | 112.0 | 143.4 | 124.4 | 127.8 |
| 1385: | | | | | | | | | | | | | |
| Farvardin | 115.8 | 116.9 | 108.5 | 112.3 | 118.1 | 116.3 | 122.2 | 107.4 | 97.1 | 108.2 | 132.0 | 117.8 | 116.5 |
| Ordibehesht | 116.9 | 118.5 | 108.9 | 112.9 | 119.1 | 118.3 | 123.4 | 108.5 | 97.4 | 107.8 | 132.1 | 119.2 | 117.5 |
| Khordad | 119.0 | 122.5 | 110.7 | 113.9 | 120.0 | 120.5 | 126.2 | 109.8 | 97.5 | 110.2 | 132.2 | 120.2 | 118.5 |
| Tir | 118.9 | 118.8 | 111.4 | 114.5 | 121.2 | 121.7 | 128.7 | 110.4 | 97.6 | 110.6 | 132.8 | 121.2 | 127.2 |
| Mordad | 119.4 | 117.9 | 112.1 | 115.4 | 122.4 | 122.7 | 130.4 | 111.5 | 97.6 | 110.9 | 133.4 | 122.3 | 128.3 |
| Shahrivar | 121.7 | 121.8 | 113.1 | 116.7 | 125.0 | 123.8 | 131.4 | 112.1 | 97.2 | 111.6 | 134.5 | 123.3 | 129.4 |
| Mehr | 123.4 | 123.5 | 114.3 | 117.8 | 127.1 | 125.1 | 133.6 | 111.9 | 97.0 | 112.3 | 148.9 | 123.9 | 130.3 |
| Aban | 124.4 | 123.2 | 115.2 | 119.2 | 129.2 | 126.7 | 134.5 | 112.3 | 97.1 | 112.8 | 154.6 | 126.3 | 131.1 |
| Azar | 127.4 | 129.5 | 116.3 | 120.3 | 132.0 | 128.2 | 135.7 | 112.9 | 97.1 | 113.6 | 154.9 | 127.7 | 132.1 |
| Dey | 129.9 | 135.2 | 119.0 | 121.2 | 133.7 | 129.5 | 137.3 | 113.2 | 97.3 | 114.2 | 155.0 | 129.1 | 133.0 |
| Bahman | 131.6 | 138.5 | 122.5 | 122.1 | 135.4 | 130.6 | 137.7 | 113.8 | 97.5 | 114.6 | 155.0 | 129.9 | 133.9 |
| Esfand | 133.0 | 140.4 | 125.4 | 123.8 | 135.9 | 132.0 | 138.8 | 115.6 | 97.6 | 116.9 | 155.1 | 131.7 | 135.3 |
| 1386: | | | | | | | | | | | | | |
| Farvardin | 135.3 | 145.5 | 132.5 | 124.5 | 137.4 | 133.2 | 140.1 | 116.0 | 97.7 | 119.0 | 155.4 | 134.4 | 137.4 |