



Central Bank of the Islamic Republic of Iran

General Directorate of Economic Statistics

Export Price Index in Iran

Farvardin 1388

(March 21 - April 20 , 2009)

(1383=100)

Economic Statistics


Department


www.cbi.ir


Khordad 1388





































(May 2009)

IN THE NAME OF GOD
Summary Results of the Export Price Index in Iran
Farvardin 1388
(1383=100)

increase 

no change 

decrease 

| Groups | Percent change compared to | | | |
|---|----------------------------|---|------------------------------------|---|
| | previous month | | similar month of the previous year | |
| General Index | 1.9 |  | 7.3 |  |
| Major Groups: | | | | |
| 1- Animal Products | 3.0 |  | 0.9 |  |
| 2- Vegetable Products | 6.9 |  | 59.8 |  |
| 3- Animal or Vegetable Fats and Oils | 1.8 |  | 11.6 |  |
| 4- Prepared Foodstuffs, Beverages and Tobacco | 2.2 |  | 15.7 |  |
| 5- Mineral Products | 1.8 |  | 29.2 |  |
| 6- Products of the Chemical or Allied Industries | 2.6 |  | 45.4 |  |
| 7-Plastics and Articles Thereof, Rubber and Articles Thereof | 0.1 |  | 10.2 |  |
| 8- Skins and Leather and Articles Thereof | 1.2 |  | 16.5 |  |
| 9- Wood and Articles of Wood | 0.9 |  | 3.1 |  |
| 10- Textiles and Textile Articles | 0.2 |  | 25.4 |  |
| 11- Footwear | 5.6 |  | 5.1 |  |
| 12- Articles of Stone | 1.3 |  | 14.3 |  |
| 13- Base Metals and Articles of Base Metal | 0.4 |  | 38.5 |  |
| 14- Machinery and Mechanical Appliances, Electrical Equipment | 0.1 |  | 7.2 |  |
| 15- Vehicles and Associated Transport Equipment | 0.0 |  | 4.0 |  |
| 16- Optical, Precision and Medical Instruments | 0.7 |  | 15.0 |  |
| Special Groups: | | | | |
| Petrochemical Products | 3.3 |  | 50.1 |  |

Export Price Index in Iran

Farvardin 1388

(1383 = 100)

The Export Price Index (**XPI**) went up 1.9 percent* in Farvardin 1388. Showing the index point of 174.6, the **XPI** was 7.3 percent lower than the similar month in 1387.

The **XPI** rose 18.9 percent during the last twelve months leading to Farvardin 1388 compared with the similar preceding period.

In Farvardin, the animal products group index went up 3.0 percent, which was mainly attributed to the increase in the index of "sheep assorted casing".

The advance in the indices of "saffron" and "pistachio" mainly caused 6.9 percent rise in the group index of vegetable products.

The animal or vegetable fats and oils group index moved up 1.8 percent.

The prepared foodstuffs, beverages and tobacco group index rose 2.2 percent.

The fall in the indices of "propane", "butane" and "tar" mostly caused 1.8 percent decrease in the group index of mineral products. In this group the prices of "paraffin" and "zinc-oxide concentrate" went up.

The products of the chemical or allied industries group index rose 2.6 percent, mainly due to the increase of the indices for "ammonia", "paraxylene" and "benzene". In this group, the price of "adhesive" went down.

The plastics and articles thereof, rubber and articles thereof group index went down 0.1 percent.

The skins and leather and articles thereof group index increased 1.2 percent.

The wood and articles of wood group index went down 0.9 percent.

* The index is compiled by Rial prices and during the reported period compared to the previous month, the exchange rates of Dollar and Euro increased 1.3 percent and 5.6 percent, respectively.

The textiles and textile articles group index declined 0.2 percent which was mainly attributed to the fall in the price of "machine-made carpet". In this group the prices of "clothing" and "propylene bag" increased.

As a result of rising in the index of "machine-made footwear" the footwear group index went up 5.6 percent.

The articles of stone group index rose 1.3 percent.

The base metals and articles of base metal group index rose 0.4 percent, largely as a result of the increase in the indices for "aluminium ingot" and "hot coil iron". In this group, the prices of "steel ingot" and "steel profile" declined.

The machinery and mechanical appliances, electrical equipment group index and the optical, precision and medical instruments group index increased 0.1 percent and 0.7 percent, respectively.

The vehicles and associated transport equipment group index had no change.

Export Price Index in Iran

(1383=100)

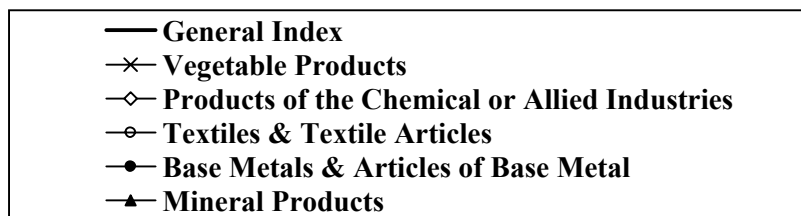
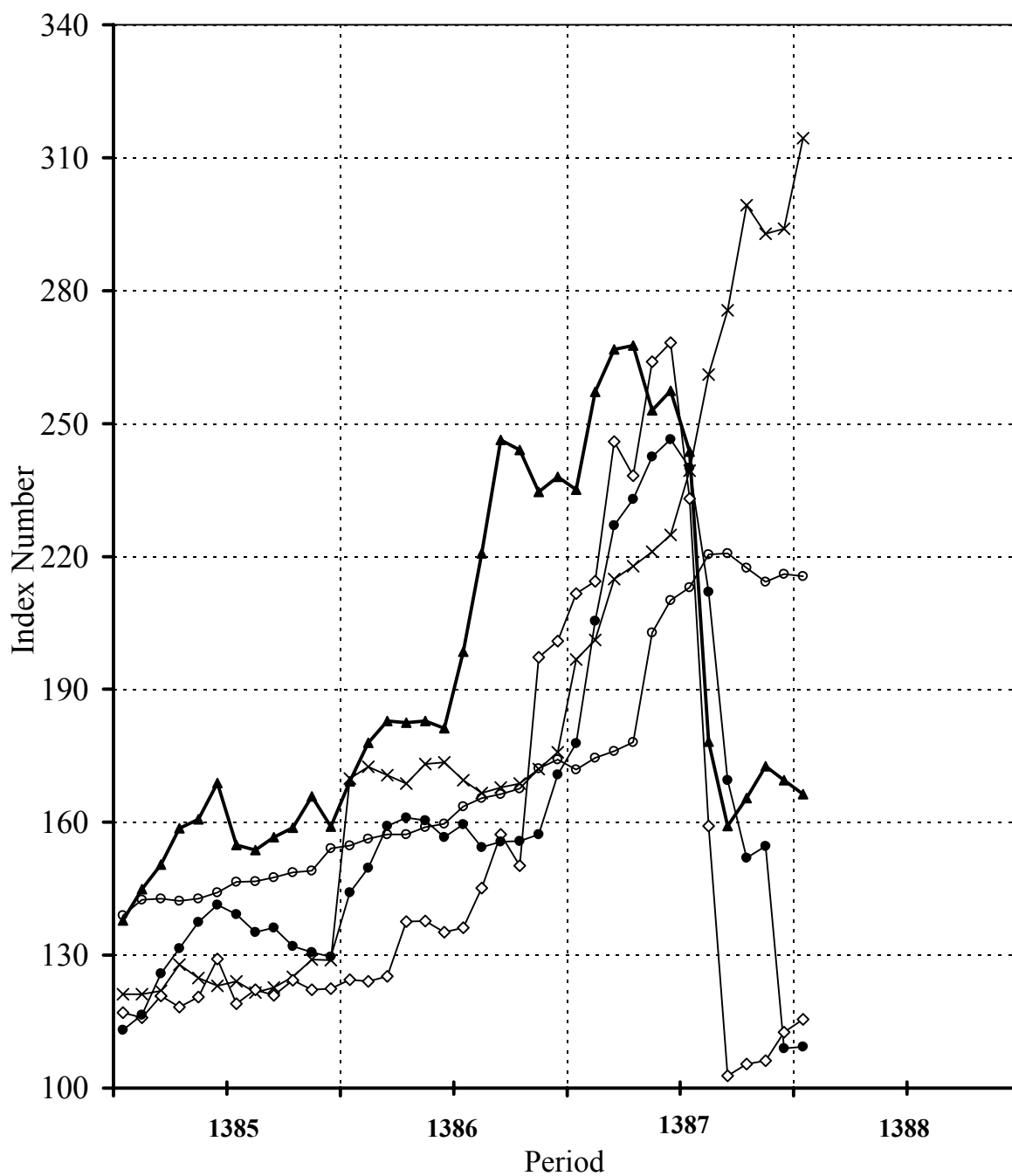


Table 1
Export Price Index in Iran
Index Numbers and Their Percent Changes
Farvardin 1388
(1383 = 100)

| Description | Base Year Weight | Index Number in Farvardin 1388 | Percent Change | | | |
|---|------------------|--------------------------------|----------------------------|------------------------------------|----------------------------|------------------------------------|
| | | | Farvardin 1388 Compared to | | Farvardin 1387 Compared to | |
| | | | Previous month | Similar month of the previous year | Previous month | Similar month of the previous year |
| General Index | 100.00 | 174.6 | 1.9 | -7.3 | 3.5 | 27.7 |
| Major Groups and Selected Sub Groups:* | | | | | | |
| 1-Animal Products | 2.07 | 130.9 | 3.0 | -0.9 | -3.4 | 13.8 |
| 2-Vegetable Products | 15.50 | 314.4 | 6.9 | 59.8 | 11.9 | 15.8 |
| Edible Fruit and Nuts | 13.20 | 189.0 | 5.9 | 30.5 | 10.4 | 14.1 |
| Coffee, Tea and Spices | 1.95 | 1168.0 | 8.3 | 113.1 | 15.7 | 20.4 |
| Lac, Gums, Resins | 0.21 | 335.2 | 2.3 | 82.1 | -0.7 | -3.0 |
| 3-Animal or Vegetable Fats & Oils | 0.61 | 179.0 | 1.8 | -11.6 | -1.3 | 59.2 |
| 4-Prepared Foodstuffs, Beverages & Tobacco | 2.98 | 191.4 | 2.2 | 15.7 | 14.3 | 26.6 |
| 5-Mineral Products | 19.02 | 166.4 | -1.8 | -29.2 | -1.2 | 38.9 |
| Mineral Materials | 1.84 | 172.4 | 1.5 | 24.5 | -1.1 | 3.5 |
| Metals Stone | 1.43 | 238.3 | 4.6 | -0.3 | -0.3 | -13.9 |
| Mineral Fuels & Related Oils | 15.75 | 159.2 | -3.0 | -35.3 | -1.3 | 50.5 |
| 6-Products of the Chemical or Allied Industries | 12.29 | 115.5 | 2.6 | -45.4 | 5.3 | 70.0 |
| Inorganic Chemicals | 2.88 | 170.3 | 5.4 | -64.0 | 15.4 | 241.5 |
| Organic Chemicals | 7.02 | 73.2 | 1.7 | -42.9 | -5.2 | 6.0 |
| Tanning or Dyeing Extracts | 0.54 | 170.5 | 0.0 | 30.7 | -0.8 | 23.2 |
| Soap, Organic Surface-Active Agents | 1.07 | 180.8 | 1.5 | 22.7 | -0.3 | 22.1 |
| 7-Plastics & Articles Thereof, Rubber & Articles Thereof | 3.78 | 124.5 | -0.1 | -10.2 | 10.2 | 14.7 |
| 8-Skins & Leather & Articles Thereof | 1.46 | 106.1 | 1.2 | -16.5 | -1.3 | 43.5 |
| 9-Wood & Articles of Wood | 0.13 | 172.2 | -0.9 | -3.1 | 2.5 | 75.3 |
| 10-Textiles & Textile Articles | 13.69 | 215.5 | -0.2 | 25.4 | -1.3 | 11.1 |
| Carpets & Other Textile Floor Coverings | 11.27 | 230.2 | -0.9 | 27.2 | -1.0 | 12.4 |
| Special Woven Fabrics | 0.60 | 103.4 | 0.0 | -2.1 | -1.3 | -1.9 |
| Articles of Apparel & Clothing Accessories | 1.38 | 146.0 | 5.9 | 18.4 | -4.6 | 2.1 |
| Other Made up Textile Articles | 0.44 | 209.3 | 3.8 | 14.2 | -2.5 | 14.3 |
| 11-Footwear | 0.72 | 121.2 | 5.6 | -5.1 | 0.0 | 19.8 |
| 12-Articles of Stone | 2.85 | 134.4 | 1.3 | 14.3 | -0.8 | 4.6 |
| 13-Base Metals & Articles of Base Metal | 19.12 | 109.3 | 0.4 | -38.5 | 4.1 | 23.4 |
| Articles of Iron or Steel | 12.75 | 107.0 | -0.6 | -32.8 | 0.0 | 29.9 |
| Copper | 1.80 | 128.9 | 0.0 | -58.5 | 14.6 | 20.6 |
| Aluminium | 2.96 | 90.4 | 9.3 | -48.6 | 6.8 | 6.6 |
| 14-Machinery & Mechanical Appliances Electrical Equipment | 3.11 | 171.1 | 0.1 | -7.2 | 6.9 | 16.4 |
| 15-Vehicles & Associated Transport Equipment | 2.37 | 130.4 | 0.0 | 4.0 | 0.6 | 11.1 |
| 16-Optical, Precision & Medical Instruments | 0.30 | 164.4 | 0.7 | 15.0 | -0.7 | 32.2 |
| Special Groups: | | | | | | |
| Petrochemical Products | 21.86 | 113.5 | -3.3 | -50.1 | 2.1 | 63.4 |

*As a few of groups and subgroups are not mentioned in the table, therefore the total weights of major groups do not add up to hundred and total weights of subgroups in a few cases do not add up to the total weights of major groups.

Table 2
Export Price Index in Iran
General and Major Groups Index Numbers
(1383 = 100)

| Description Period | General Index | Animal Products | Vegetable Products | Animal or Vegetable Fats& Oils | Prepared Foodstuffs, Beverages & Tobacco | Mineral Products | Products of the Chemical or Allied Industries | Plastics & Articles Thereof, Rubber & Articles Thereof | Skins& Leather & Articles Thereof |
|-----------------------|---------------|-----------------|--------------------|--------------------------------|--|------------------|---|--|-----------------------------------|
| 1376 | 28.4 | 18.1 | 36.9 | 41.0 | 33.3 | 13.6 | 24.1 | 31.2 | 24.1 |
| 1377 | 34.7 | 22.7 | 38.4 | 56.3 | 45.9 | 22.0 | 30.3 | 37.3 | 25.5 |
| 1378 | 55.4 | 40.4 | 77.6 | 84.0 | 67.7 | 50.6 | 40.7 | 60.6 | 44.3 |
| 1379 | 65.1 | 52.3 | 83.2 | 74.3 | 76.9 | 66.7 | 47.3 | 64.5 | 68.0 |
| 1380 | 66.0 | 59.0 | 79.8 | 67.7 | 78.5 | 66.1 | 51.4 | 64.9 | 89.0 |
| 1381 | 69.7 | 68.3 | 78.6 | 79.4 | 81.5 | 71.2 | 58.8 | 66.5 | 88.1 |
| 1382 | 77.9 | 87.8 | 76.8 | 90.7 | 89.5 | 76.4 | 69.3 | 67.6 | 94.4 |
| 1383 | 100.0 | 100.0 | 100.0 | 100.0 | 100.0 | 100.0 | 100.0 | 100.0 | 100.0 |
| 1384 | 113.0 | 97.9 | 108.1 | 104.2 | 117.0 | 131.2 | 105.6 | 103.0 | 90.2 |
| 1385 | 131.9 | 109.9 | 124.3 | 113.3 | 123.9 | 155.9 | 121.1 | 115.9 | 85.9 |
| 1386 | 162.6 | 123.0 | 170.7 | 163.9 | 135.9 | 204.9 | 147.6 | 124.0 | 111.7 |
| 1387 | 198.5 | 131.2 | 244.9 | 224.3 | 180.4 | 218.8 | 188.5 | 140.3 | 122.7 |
| 1387 | | | | | | | | | |
| Farvardin | 188.4 | 132.1 | 196.7 | 202.5 | 165.4 | 235.1 | 211.6 | 138.6 | 127.1 |
| Ordibehesht | 199.6 | 132.8 | 201.2 | 205.4 | 167.1 | 257.2 | 214.4 | 140.0 | 126.3 |
| Khordad | 212.5 | 134.2 | 214.9 | 278.7 | 167.8 | 266.7 | 245.9 | 142.1 | 127.2 |
| Tir | 213.7 | 134.5 | 217.8 | 295.5 | 168.1 | 267.6 | 238.2 | 144.8 | 122.6 |
| Mordad | 220.7 | 134.3 | 221.1 | 300.3 | 180.8 | 253.0 | 263.9 | 153.3 | 124.6 |
| Shahrivar | 224.3 | 132.9 | 224.9 | 226.3 | 182.6 | 257.4 | 268.3 | 156.6 | 130.5 |
| Mehr | 218.6 | 133.1 | 239.4 | 230.6 | 186.6 | 243.7 | 233.0 | 152.9 | 132.4 |
| Aban | 195.2 | 128.7 | 261.1 | 218.4 | 191.9 | 178.2 | 159.1 | 141.6 | 119.8 |
| Azar | 178.9 | 128.9 | 275.5 | 218.3 | 191.3 | 159.1 | 102.8 | 138.8 | 119.8 |
| Dey | 179.8 | 131.8 | 299.3 | 166.2 | 191.2 | 165.4 | 105.4 | 128.5 | 120.6 |
| Bahman | 179.2 | 123.7 | 292.8 | 173.0 | 185.1 | 172.6 | 106.2 | 121.8 | 116.1 |
| Esfand | 171.3 | 127.1 | 294.0 | 175.8 | 187.2 | 169.5 | 112.6 | 124.6 | 104.8 |
| 1388 | | | | | | | | | |
| Farvardin | 174.6 | 130.9 | 314.4 | 179.0 | 191.4 | 166.4 | 115.5 | 124.5 | 106.1 |

Table 2 (Continued)

| Period \ Description | General Index | Wood & Articles of Wood | Textiles & Textile Articles | Footwear | Articles of Stone | Base Metals & Articles of Base Metal | Machinery & Mechanical Appliances, Electrical Equipment | Vehicles & Associated Transport Equipment | Optical, Precision & Medical Instruments |
|----------------------|---------------|-------------------------|-----------------------------|----------|-------------------|--------------------------------------|---|---|--|
| 1387 | 1376 | 28.4 | 38.3 | 50.0 | 34.4 | 38.7 | 21.2 | 36.8 | 30.4 |
| | 1377 | 34.7 | 52.1 | 54.1 | 42.9 | 57.4 | 25.0 | 48.3 | 62.8 |
| | 1378 | 55.4 | 68.2 | 68.2 | 69.9 | 97.5 | 41.7 | 77.8 | 72.2 |
| | 1379 | 65.1 | 76.2 | 78.9 | 75.0 | 96.6 | 46.2 | 81.9 | 94.1 |
| | 1380 | 66.0 | 79.4 | 77.4 | 68.3 | 90.2 | 44.0 | 81.3 | 102.6 |
| | 1381 | 69.7 | 90.9 | 80.2 | 77.2 | 91.8 | 45.8 | 81.0 | 102.9 |
| | 1382 | 77.9 | 92.4 | 91.6 | 89.4 | 93.8 | 58.4 | 87.7 | 102.6 |
| | 1383 | 100.0 | 100.0 | 100.0 | 100.0 | 100.0 | 100.0 | 100.0 | 100.0 |
| | 1384 | 113.0 | 96.5 | 120.9 | 100.6 | 101.3 | 106.2 | 121.0 | 107.3 |
| | 1385 | 131.9 | 105.5 | 145.5 | 106.2 | 108.3 | 130.7 | 134.6 | 108.1 |
| | 1386 | 162.6 | 153.3 | 162.8 | 113.0 | 115.2 | 157.0 | 168.7 | 129.9 |
| | 1387 | 198.5 | 187.7 | 201.3 | 125.6 | 129.1 | 197.4 | 180.3 | 159.7 |
| | Farvardin | 188.4 | 177.8 | 171.9 | 127.7 | 117.6 | 177.8 | 184.3 | 142.9 |
| | Ordibehesht | 199.6 | 188.7 | 174.5 | 131.2 | 121.8 | 205.4 | 185.4 | 144.0 |
| | Khordad | 212.5 | 195.5 | 176.0 | 131.2 | 123.0 | 227.0 | 186.0 | 161.0 |
| | Tir | 213.7 | 195.7 | 178.1 | 131.2 | 124.6 | 232.9 | 186.7 | 160.7 |
| | Mordad | 220.7 | 205.6 | 202.8 | 131.2 | 128.7 | 242.5 | 186.0 | 162.3 |
| | Shahrivar | 224.3 | 193.1 | 210.1 | 131.2 | 131.5 | 246.4 | 183.1 | 165.1 |
| | Mehr | 218.6 | 193.7 | 213.0 | 131.2 | 132.9 | 240.0 | 180.2 | 162.1 |
| | Aban | 195.2 | 195.0 | 220.5 | 117.5 | 135.0 | 212.0 | 174.3 | 164.8 |
| | Azar | 178.9 | 181.9 | 220.7 | 119.9 | 135.1 | 169.5 | 175.6 | 164.8 |
| | Dey | 179.8 | 177.2 | 217.4 | 124.8 | 134.2 | 151.9 | 179.4 | 163.2 |
| | Bahman | 179.2 | 174.0 | 214.3 | 114.9 | 132.2 | 154.6 | 171.1 | 161.9 |
| | Esfand | 171.3 | 173.7 | 216.0 | 114.8 | 132.7 | 108.9 | 171.0 | 163.2 |
| 1388 | Farvardin | 174.6 | 172.2 | 215.5 | 121.2 | 134.4 | 109.3 | 171.1 | 164.4 |